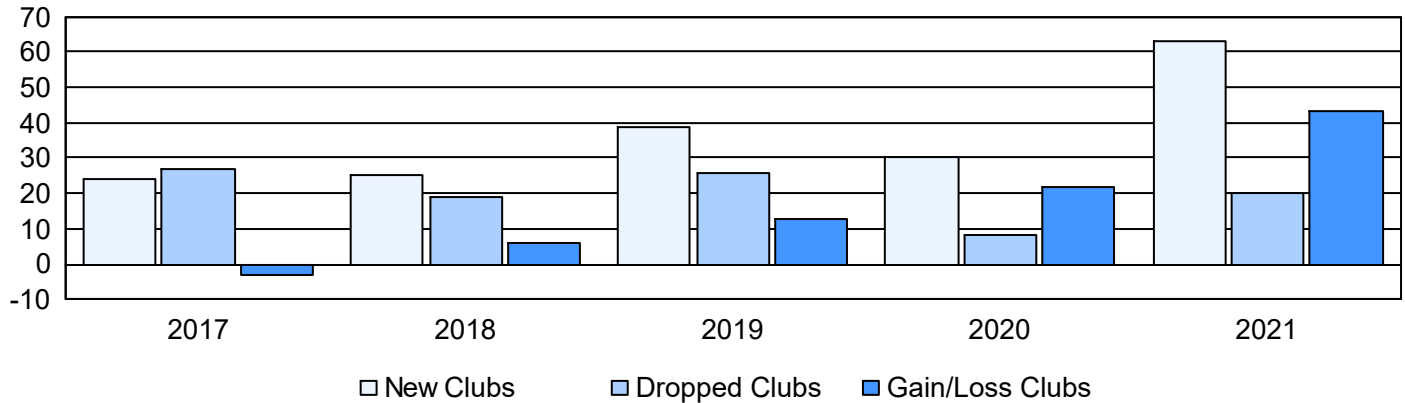
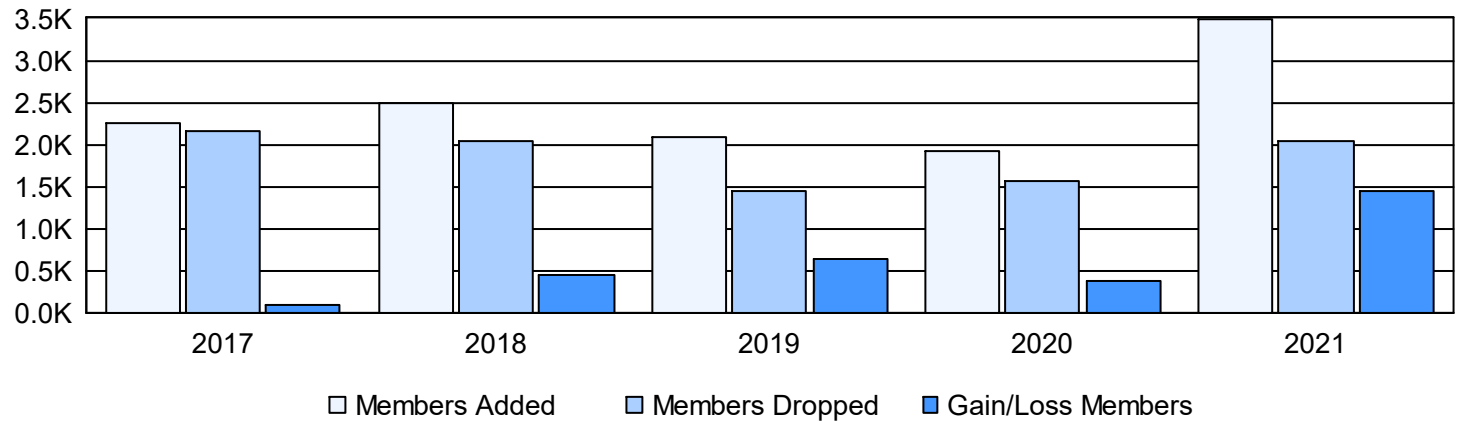


Year	New Clubs	Dropped Clubs	Gain/ Loss Clubs	New Members	Charter Members	Reinstate Members	Transfer Members	Total Member Added	Total Members Dropped	Gain/ Loss Members
2016-2017	24	27	-3	1,426	622	174	25	2,247	2,157	90
2017-2018	25	19	6	1,384	815	284	17	2,500	2,043	457
2018-2019	39	26	13	1,037	927	110	20	2,094	1,455	639
2019-2020	30	8	22	962	814	137	16	1,929	1,561	368
2020-2021	63	20	43	1,819	1,542	82	47	3,490	2,043	1,447
Average	36	20	16	1,326	944	157	25	2,452	1,852	600

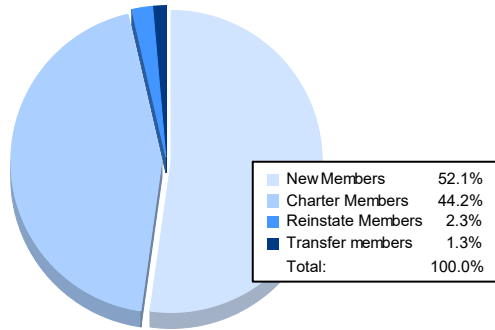
Clubs



Members



Membership Composition June 2021 Cumulative



Gender Composition June 2021 Cumulative

